










Interpret Through Telly Chart.

Name _____ Date _____

Look at the table below, fill the missing places and answer the following questions.

Teacher asked the children to count number of cars in the parking area.

They made a telly chart of different colours of the cars.

Colour of Car		Number of Cars	Total
Black			
Red			10
Silver			
Blue			
Green			3

Which colour cars are the most in the parking?

How many more red cars were there than the green cars?

Which colour cars were seen the most?

Which colour cars were seen the least?

How many total cars were in the parking?